

MADE IN JAPAN

THE NEW
Mazda CX-5
SKYACTIV



zoom-zoom



mazda

BOLDER. SMARTER.

What's good about the CX-5 has been magnified, giving it a new edge in both design and performance.



▲ DRIVER SELECTION SWITCH (SPORT SWITCH)

Switches the vehicle's drive mode. When sport is selected, the vehicle's response against accelerator operation is improved, enhancing the zoom-zoom feeling. When driving through slippery roads, you should disengage sport mode.

▲ REAR CAMERA DISPLAY



▲ 8-WAY POWER SEAT WITH MEMORY

Allows driver to slide, recline, lift and adjust lumbar support for a more comfortable ride. Memory function enables driver to save up to two settings for the preferred seat position.

▲ MZD CONNECT DISPLAY



▲ COMMAND CONTROL

A multi-function commander that controls the screen and allows swift and easy navigation of features. It matches natural hand movements and can be operated by feel, so the driver's attention is not diverted from the road.

ELECTRIC PARKING BRAKE SWITCH (EPB)

It is now easier to turn the parking brake on or off by operating a switch mounted on the floor console.

▲ NAVI FEATURE

For illustration purposes only.

* The GPS NAVI system is designed to assist you in locating addresses, destinations, or points of interest. While all effort has been made to include the latest NAVI map info, discrepancies may be encountered between the system and your actual location due to road changes that are beyond our control. Mazda PH is not liable for any inaccuracies and misdirection from using this GPS NAVI system. Please rely on your individual judgement to decide whether to follow a specified route.

魂動

KODO : SOUL of MOTION

It's a design language that catches the eye and moves the soul. It overflows with elegance and breathes a strong character. That is KODO - Soul of Motion. It takes every nook and curve of the Mazda to a higher dimension of thrill and aesthetics.



• New grille and foglight bezel design • Adaptive LED Headlamps • LED foglamps and rear combination lamps • Machined surfaced new wheel design

SKYACTIV TECHNOLOGY

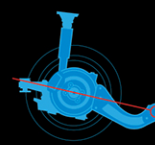
Developing a spread of technologies that aims to deliver superior driving pleasure and outstanding safety and eco-friendly performance through highly efficient engines with never-before achieved compression ratios that deliver an almost ideal combustion, highly efficient transmissions, and even vehicle platforms that achieve an almost ideal structure with their lightweight yet rigid chassis and body that guarantees excellent collision safety.



SKYACTIV G



SKYACTIV Drive



SKYACTIV Chassis



SKYACTIV Body

YOJIN3
mazda TOTAL CARE

Included at no extra charge:
3-Year or 60,000 km. Periodic Maintenance Service
(Parts, Oil and Labor)
3-Year Roadside Assistance & Concierge Service
3-Year or 100,000 km. Warranty

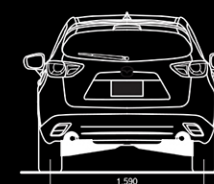
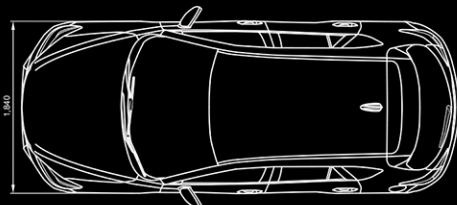


Mazda's **i-STOP** is an idling stop system that automatically shuts off the engine when you come to a complete stop after braking, saving the fuel wasted when stopped in traffic to improve fuel economy by as much as 5%. Releasing the brake pedal triggers fuel to be injected directly into the cylinder for an instantaneous restart. By using combined combustion energy and starter motor, restarts are both quicker and smoother.

SPECIFICATIONS

Mazda CX-5		AWD SPORT		FWD PRO	
Transmission		SKYACTIV-DRIVE 6-Speed Automatic			
Drive Train		ALL-WHEEL DRIVE		FRONT WHEEL DRIVE	
Dimensions & Weights					
Overall Length		mm		4,540	
Overall Width		mm		1,840	
Overall Height		mm		1,670	
Wheelbase		mm		2,700	
Tread		Front mm		1,585	
		Rear mm		1,590	
Min Ground Clearance		mm		210 215	
Luggage Capacity		L		490	
Minimum Turning Radius		m		5.6	
Minimum Curb Weight		kg		1,586 1,451	
Engine					
Type		SKYACTIV-G In-line 4- Cylinder DOHC, 16 Valves with I-STOP (Engine Idling Stop System)			
Displacement		cc		2,488 cc 1,988 cc	
Compression		13 : 1			
Fuel System		Direct Injection			
Recommended Fuel		Regular Unleaded 91-93 RON			
Maximum Output		Ps/rpm		188 / 5,700 155 / 6,000	
Maximum Torque		Nm/rpm		250 / 4,000 200 / 4,000	
Fuel Tank Capacity		L		58 56	
Emissions		Euro Stage 4			
Chassis					
Suspension		Front		MacPherson Struts	
		Rear		Multi-link beam	
Brakes		Front		Ventilated Discs	
		Rear		Solid Discs	
Wheels		Size and Type		19" x 7.0J Aluminum Alloy 17" x 7.0J Aluminum Alloy	
		Color		Gun Metallic with Machined Finish Silver Finish	
Tire Size				225/55 R19 225/65 R17	
Exterior					
Headlamps		Type LED		Adaptive LED Headlamp with Running Lamp	
		Auto on/off & Levelling		Standard	
Wipers		Front		Time Adjustable Intermittent with Rain Sensor	
		Rear		Time adjustable Intermittent	
Front Fog Lamps		Type LED		Standard	
Electric Glass Sunroof				Standard -	
Side Mirrors				Body color cover with Integrated turn indicator, Power electric adjustable with auto fold	
Exhaust Tail Pipe				Dual Pipe with Finisher	
Antenna type				Shark's Fin	
Rear Combination Lamp		Type LED		Standard	

DIMENSIONS



AUDIO BY **BOSE**[®]
For AWD Sport variant

www.Mazda.ph lovely.mazda.ph

MazdaPhilippines Mazda_ph

Interior		AWD SPORT		FWD PRO	
Seats & Trim Upholstery	Material	Leather with 8-way Power with Lumbar Support Driver Seat and 6-way PowerSeat Passenger			
	Color	Black			
Door Trim Upholstery	Material	Black Leather Insert			
	Door Arm Rest	With one touch up and down control and with lock/unlock button (Driver)			
	Material	Leather Wrapped			
Steering Wheel Controls	Tilt & Telescopic	Standard			
	with Control Switch	Audio, Bluetooth & Cruise Control			
Shift Knob	Material	Leather wrapped with Sport Mode			
Parking Brake	Type	Electric Parking Brake Switch			
Meter Set		Analog Display Tachometer w/ Trip Computer			
Audio System	Type	7" Touchscreen LCD monitor, MP3, Aux-in, Two USB and Bluetooth® Function			
	Speakers	BOSE® with 9 pcs		6 pcs	
	Commander Control	Standard			
Bluetooth® hands-free system		Standard			
Climate Control		Electronic Automatic Dual-Zone Temperature Control			
Push Start / Stop Button		Standard			
Rear View Mirror		Standard with Auto Dimming			
Power Windows		Standard			
Overhead Console		Standard with Sunglass Holder			
Power Outlet (12v)		2 outlets located at center panel & rear compartment			
Safety and Security					
Airbags		6 Airbags - front driver & front passenger, side driver & front passenger and two side curtain airbags			
ABS (Anti Lock Braking System)		With EBD (Electronic Brakeforce Distribution) and BA (Brake Assist)			
Dynamic Stability Control (DSC)		Standard			
Traction Control System		Standard			
Tire Pressure Monitoring System		Standard			
Seatbelts (front/rear)		3-pt ELR x2 with pretensioner and load limiter / 3-pt ELR & ALR x2 + 3pt ELR x1			
Immobilizer		Standard		Standard	
Smart Keyless Entry System		Standard		-	
Reverse Rear View Camera		Standard			
Advanced Active Safety Features					
i-STOP Idling Stop System		Standard			
Lane Keep Assist System		Standard			
Lane Departure Warning		Standard			
Adaptive LED Headlamps		Standard			

COLORS



Soul Red



Crystal White Pearl



Meteor Grey Mica



Sonic Silver



Jet Black

Not all colors are available at all times. Please ask your dealer for advice on color availability.

©Mazda Motor Corporation
Mazda Philippines reserves the right to change or modify equipment specifications at any time without prior notice. Details, colors, descriptions and illustrations are for information only.

UP-ROEL
E-123 2,4