

# ALL-NEW MAZDA BT-50



# REFINED ROBUSTNESS

Fresh from the ground up, the all-new Mazda BT-50 is the first genuine expression of Mazda Kodo design on a truck. A seamless blend of stylish form and practical function in a sturdy workhorse ready for business or leisure.



# DESIGNED FOR DISTINCTION

Infused with Kodo: Soul of Motion design elements, the all-new Mazda BT-50 stands out with both strength and sophistication on or off the road.





## UNMISTAKABLY MAZDA

Endowed with a signature Mazda grille and highlighted by a sleek LED headlight layout, the all-new Mazda BT-50 stands out proudly among the stylish and the bold.

Smooth, flowing lines define muscular arches that convey strength and power, ready to be delivered at a moment's notice.

CHANNELING THE  
SPIRIT OF JINBA ITTAI



Human-centric design is a trademark of every Mazda premium interior. Crafted to provide a harmonious and intuitive connection between man and machine, the all-new Mazda BT-50 affords a high-quality living space that celebrates comfort, convenience and ease of use without sacrificing toughness, durability or style.



# BEYOND EXPECTATIONS

A renewed air of refined confidence contributes to the plush feel and SUV-like ambiance inside the all-new Mazda BT-50.

Soft to the touch leather lines the thick dashboard, exuding an elegant yet functional finish.

Leather knee pads and armrests comfort the knees and elbows over long or bumpy rides.

And matte-finished sculpted accents wrap from the doors to the dash reinforce the strength and power that awaits the driver's command.





## COMFORT ON ANY TERRAIN

Just because drivers are going off-road or working in a pickup truck, it doesn't mean they can't be comfortable.

The all-new Mazda BT-50 is gifted with molded seats wrapped in fine brown leather, or cool black fabric, to secure both driver and passengers while ensuring a premium riding experience.



## CONVENIENCE FOR EVERYONE

- 8-Way Driver's Seat Power Adjust
- 9-inch Touchscreen LCD Infotainment System
- Android Auto and Wireless CarPlay
- 8 Speakers with Special Roof Speakers, Tweeter,  
and Woofers
- 2.1-ampere USB Ports for Front and Rear Passengers
- Dual-Zone Air-Conditioning System





## BREAKING NEW GROUND

Whether on road trips, off-road excursions, or city hops, the all-new Mazda BT-50 is equipped to make every journey a memorable one.

Enjoy an enhanced sense of tranquility with the improved quietness engineered into the all-new Mazda BT-50. The use of foam fillers in strategic locations around the cabin, along with sound-insulating carpets and tighter door and window seals, contribute to a newfound hushed interior.

An Auto-Dimming rear view mirror takes your mind off from glare at night.

The all-new Mazda BT-50 uses an infrared reflecting windshield glass to cut down the heat entering the cabin. Along with lessening discomfort on your skin, it also improves the effectiveness of the air conditioning system on those hot days.

If you want to cool down the cabin before you step in, a new Remote Engine Start button in the key fob lets you start the engine from afar. Combined with Keyless Entry and Walk Away Auto Lock systems, you can conveniently start and end your drive with hardly a fuss.





## BULLETPROOF POWER

Smooth, reliable and potent. The 3.0-liter In-line Turbocharged Intercooler Euro 4 Diesel mill that lies under the hood of the all-new Mazda BT-50 is built to deliver for the long haul.

An electronically controlled Variable-Geometry System (VGS) Turbocharger ensures power is available when you need it the most.



With 190PS on hand and a maximum 450Nm of torque available as low as 1,600 rpm, it is easy to crawl or cruise, whichever tickles your fancy.

A robust and responsive 6-speed automatic transmission keeps the power within the ideal torque band. It also contributes to the all-new Mazda BT-50's astounding fuel economy in combined highway and city settings, a feat you would come to expect from a Mazda.

## A SOLID PERFORMER

Whether on or off the road, the all-new Mazda BT-50 is a joy to drive.

A light steering feel makes it easier than ever to maneuver around town, or on the trails.





Equipped with an electronically controlled drive selector and a Rear Differential Lock, the all-new Mazda BT-50 is ready to tackle the toughest terrains.

Hill Launch Assist  
Hill Descent Control  
800mm Wading Depth  
Double-Wishbone Front and Leaf Spring Rear Suspension





## INNOVATIVE SAFETY

Like every Mazda, the all-new Mazda BT-50 is meant to be driven. Whether on or off the road, its Mazda Active Safety Technology features work in harmony to keep you protected at all times.



Adaptive Cruise Control lets you set a distance to the car in front with the system keeping this steady even while braking or accelerating.

Autonomous Emergency Braking detects vehicles, motorcycles, bicycles and pedestrians, and applies the brakes if it detects an impending collision.

Lane Departure Warning System alerts you when you veer off the center of your lane.

Blind Spot Monitor works in conjunction with the Rear Cross Traffic Alert system to warn you of vehicles approaching from the rear.

Forward Collision Control monitors vehicles in front to assess the imminent likelihood of a collision.

In the event of an accident, the all-new Mazda BT-50 is equipped with 7 airbags, including a Driver's Knee Airbag and Front Side Airbags, as added layers of safety and reassurance.



# PRIDE OF OWNERSHIP

Owning a Mazda is as easy and worry-free as driving one. The all-new Mazda BT-50 has been engineered to deliver safe, reliable and durable performance over its service life.

The ease of use, a pleasurable driving experience and worry-free ownership of the all-new Mazda BT-50 let you nurture the same confidence and peace of mind as you would driving any other Mazda.





# 5 YEARS FREE SERVICE PLAN

Worry-free ownership is the hallmark of the Mazda driving experience. We believe that ease of ownership is key to a long and lasting relationship with your Mazda.

That is why every brand-new Mazda vehicle includes FREE parts and labor for every scheduled Preventive Maintenance Service for five years, or up to 100,000km odometer distance, whichever comes first. If you happen to need assistance, you may avail of emergency towing and minor roadside repair support\*, which comes with your brand-new Mazda. These unique benefits further enhance your Mazda's three-year, or 100,000km, New Vehicle Limited Warranty, Bumper-to-Bumper coverage.\*\*

With over 19 full-service dealerships across the country ready to attend to your vehicle's needs, you can celebrate the joy and freedom of driving that only a Mazda can deliver.

Owning a Mazda is more than just driving with confidence and reassurance. A hassle-free ownership experience is the fulfillment of Mazda's promise to be your reliable partner in life's amazing journeys.



#1 in 2016 and 2019 according to the J.D. Power Philippines Customer Service Index (CSI) Study<sup>SM</sup>

For J.D. Power 2019 award information, visit [jdpower.com/awards](http://jdpower.com/awards)

\*subject to third-party charges

\*\* For the full list of the warranty coverage, please see your Mazda Service Warranty Booklet.

# SPECIFICATIONS

MAZDA BT-50	3.0L 4x4 AT	3.0L 4x2 AT	3.0L 4x2 MT
Transmission	6-Speed Automatic	6-Speed Automatic	6-Speed Manual
Drivetrain	4x4 Shift-On-The-Fly System	4x2	4x2
Body Type	Dual Cab	Dual Cab	Dual Cab

## DIMENSIONS AND WEIGHTS

Overall Length	5,280mm	5,280mm	5,280mm
Overall Width	1,870mm	1,870mm	1,870mm
Overall Height	1,810mm	1,785mm	1,785mm
Wheelbase	2,830mm	2,830mm	2,830mm
Gross Vehicle Weight	2,600kg	2,400kg	2,400kg

## ENGINE

Type	3.0L DOHC Diesel Engine In-Line 4-Cylinder Intercooler Turbocharged	3.0L DOHC Diesel Engine In-Line 4-Cylinder Intercooler Turbocharged	3.0L DOHC Diesel Engine In-Line 4-Cylinder Intercooler Turbocharged
Displacement	2,999cc	2,999cc	2,999cc
Maximum Output (PS/rpm)	190 @ 3,600	190 @ 3,600	190 @ 3,600
Maximum Torque (Nm/rpm)	450 @ 1,600-2,000	450 @ 1,600-2,000	450 @ 1,600-2,000

## EXTERIOR

Front Grille	Signature KODO: Silver Finish	Signature KODO: Black Finish	Signature KODO: Black Finish
Headlamps	LED with Auto ON/OFF	LED	LED
Foglamps	Equipped	Equipped	Equipped
Side Mirrors	Function	Power Adjustable with Power Fold	Power Adjustable with Power Fold
	Color	Chrome	Body Color
Roof Rail	Equipped	-	-
Wipers	Rain Sensing Wipers	Intermittent	Intermittent
Side Step	Aluminum with Silver Paint Finish	Aluminum	Aluminum
Wheels	Size	18" Alloy Wheels	17" Alloy Wheels
	Color	Brilliant Black with Machined Finish	Silver
Tires	265/60 R18	255/65 R17	255/65 R17
Bedliner	Equipped with Under-rail	Equipped with Under-rail	Equipped with Under-rail

## INTERIOR

Seat & Trim Upholstery	Material	Leather	Fabric
	Color	Brown	Black
Seat Warmer	Front/Driver	Equipped	-
	Front/Passenger	8-Way Power Adjust	6-Way Manual Adjust
Steering Wheel	Material	Leather	Urethane
	Control Switch	Audio & Bluetooth	Audio & Bluetooth
Cruise Control	Adaptive Cruise Control	Equipped	Standard Cruise Control
	Tilt & Telescopic	Equipped	Equipped
Audio System	Type	9" LCD	7" LCD
	Connectivity	USB, Bluetooth Hands-Free	USB, Bluetooth Hands-Free
Smartphone Mirroring	Android Auto & Wireless	Equipped	Equipped
	Apple Carplay	Equipped	Equipped
Speakers	8 pcs	6 pcs	6 pcs
Climate Control	Type	Dual-Zone Automatic	Single-Zone Manual
	Rear Aircon Vents	Equipped	Equipped
Overhead Console	Equipped with Sunglass Holder	Equipped with Sunglass Holder	Equipped with Sunglass Holder
Power Windows	Driver: One Touch Up/Down	Driver: One Touch Up/Down	Driver: One Touch Up/Down

**MAZDA BT-50**

3.0L 4x4 AT

3.0L 4x2 AT

3.0L 4x2 MT

**SAFETY & SECURITY**

	3.0L 4x4 AT	3.0L 4x2 AT	3.0L 4x2 MT
Airbags	7 Airbags including Knee Airbags	Dual Front Airbags	Dual Front Airbags
Anti-Lock Braking System (ABS)	Equipped	Equipped	Equipped
Electronic Stability Control (ESC)	Equipped with Traction Control	Equipped with Traction Control	Equipped with Traction Control
Immobilizer	Equipped	Equipped	Equipped
Parking Camera	Reverse Parking Camera	Reverse Parking Camera	Reverse Parking Camera
Parking Sensor	Front & Rear Parking Sensor	Rear Parking Sensor	Rear Parking Sensor
Burglar Alarm	Equipped	Equipped	Equipped
Smart Keyless Entry	Equipped with Push Start/Stop	Remote Keyless Entry	Remote Keyless Entry
Hill Descent Control	Equipped	Equipped	Equipped
Hill Launch Assist	Equipped	Equipped	Equipped
Rear Differential Lock	Equipped	-	-
Remote Engine Start	Equipped	-	-


**MAZDA ACTIVE SAFETY TECHNOLOGY**

	3.0L 4x4 AT	3.0L 4x2 AT	3.0L 4x2 MT
Lane Departure Warning	Equipped	-	-
Autonomous Emergency Braking	Equipped	-	-
Blind-Spot Monitoring	Equipped with Rear-Cross Traffic Alert	-	-
Automatic Highbeam Control	Equipped	-	-
Forward Collision Warning	Equipped	-	-

## AVAILABLE COLORS




Concrete Gray



Gun Blue Metallic




Rock Gray



Volcanic Red



Icy White



True Black



Silver Ingot

---

Mazda Philippines reserves the right to change or modify equipment specifications at any time without prior notice. Details, colors, specifications are for information only.

© Mazda Motor Corporation